

DOCUMENTED VIOLATIONS OF HUMAN RIGHTS AND FUNDAMENTAL FREEDOMS LINKED TO RESTRICTIONS ON DEMOCRATIC SPACE IN THE DRC

Figure 1. By alleged perpetrators

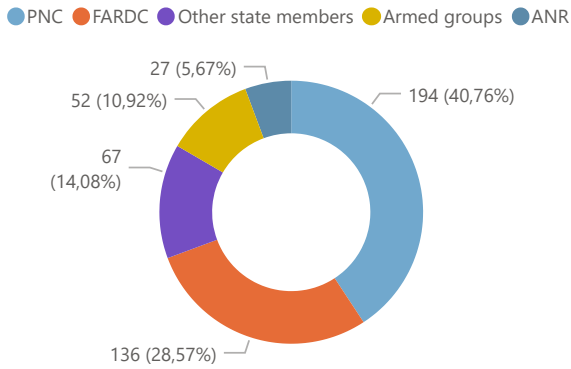


Figure 2. Percentage of victims and reported affiliation

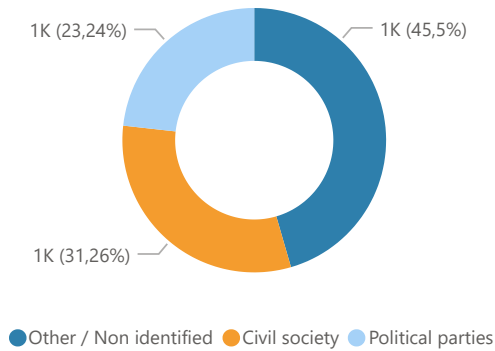
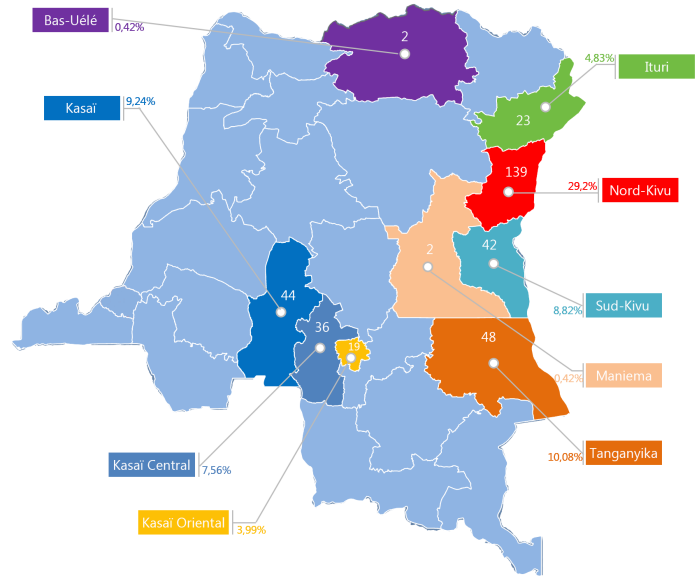


Figure 3. Number of violations per province in DRC



The boundaries and names shown, and designations used on this map do not imply official endorsement or acceptance by the United Nations

Total reported violations

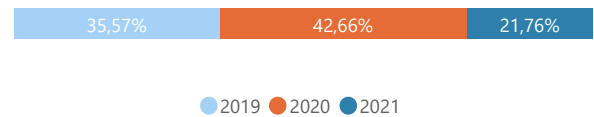
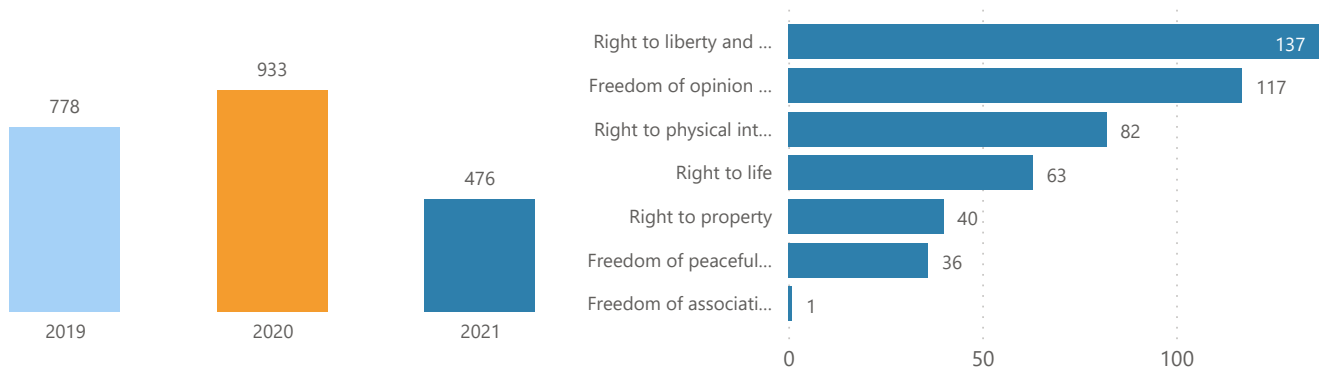


Figure 4. Annual evolution of the number of human rights violations



The figures mentioned in this fact sheet do not reflect a complete overview of the human rights violations in the DRC but only relate to the cases documented and verified by the UNJHRO through OHCHR methodology and standards. Statistics on the number of violations reported may increase or decrease over a given period of time due to numerous factors outside the control and/or knowledge of the UNJHRO and must therefore be used with caution.



REPORTED HUMAN RIGHTS AND ABUSES IN THE DEMOCRATIC REPUBLIC OF CONGO

Figure 1. Percentage of violations per territory

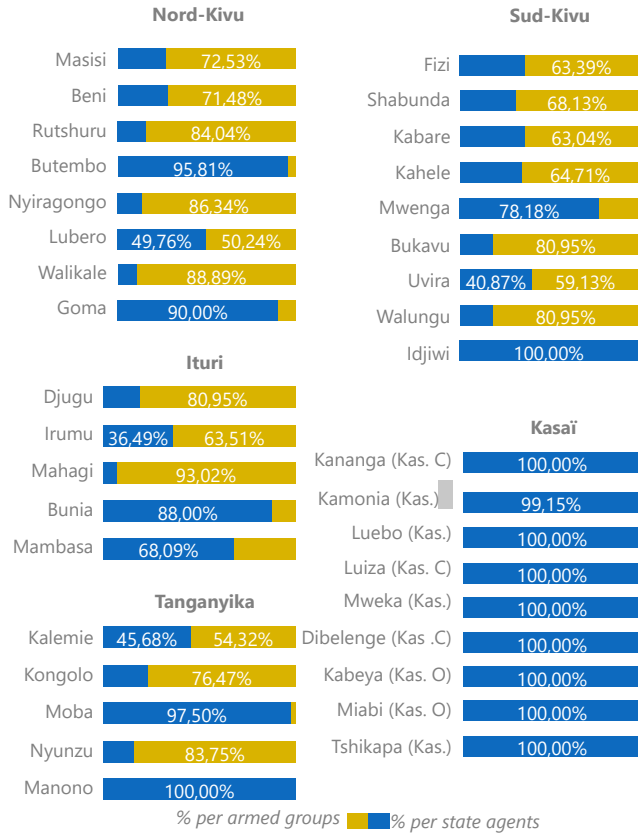
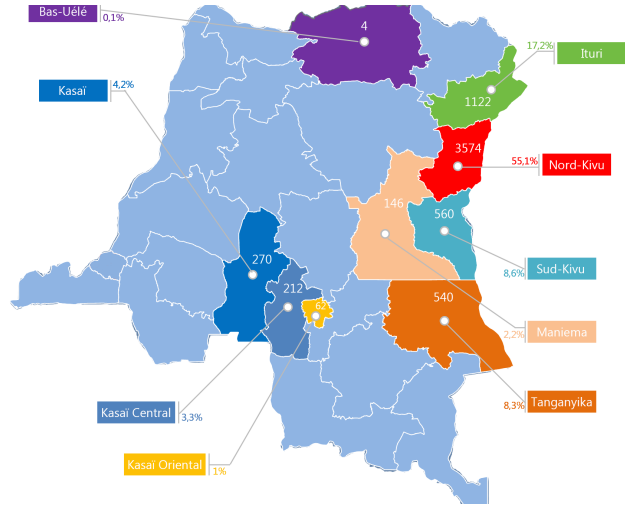


Figure 2. Number of violations per province



The boundaries and names shown, and designations used on this map do not imply official endorsement or acceptance by the United Nations

Figure 3/4. Annual evolution of the number of human rights violations / Reported violations per alleged perpetrator

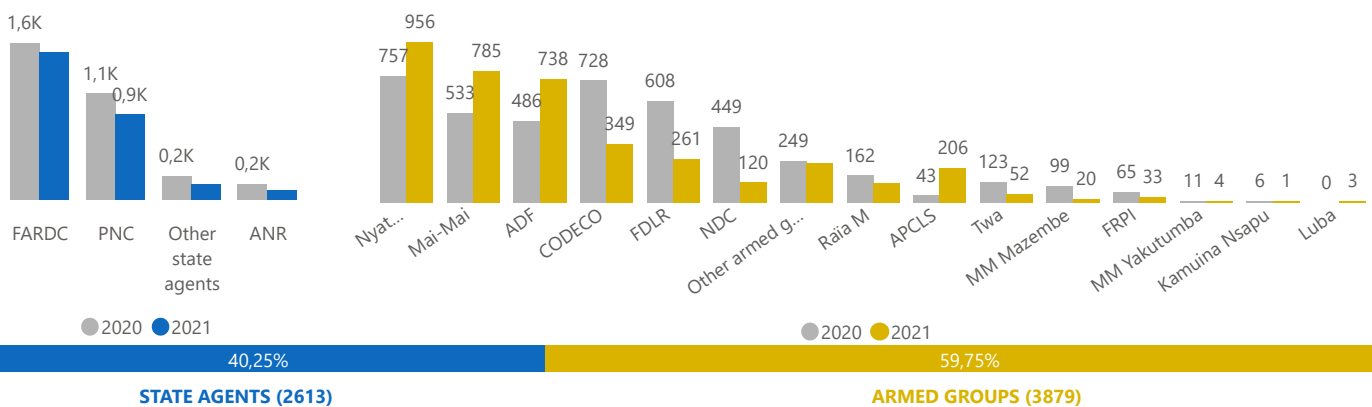


Figure 5. Number of adult victims of C.RSV by perpetrators

The figures mentioned in this fact sheet do not reflect a complete overview of the human rights violations in the DRC but only relate to the cases documented and verified by the UNJHRO through OHCHR methodology and standards. Statistics on the number of violations reported may increase or decrease over a given period of time due

